

Round 03 of the 2025 FIA European Rallycross Championship World RX of Hungary – 19–20/07/2025

Date: 18 July 2025

Time: 15:25

Subject: Race Director Communication No.2

Document N°: 3.2

From: Race Director

To: All European Championship Competitors

Subject: Euro RX drivers briefing notes



FEDERATION
INTERNATIONALE
DE L'AUTOMOBILE

SLAVEN DEDIĆ – FIA Race Director
FRIDAY, 18 JULY 2025

2

DRIVERS BRIEFING

Nyírad 2025
HUNGARY

2025 FIA European Rallycross Championship for RX1, RX3 – Round 03

OFFICIALS



Ludek KOPECKY
(CZE)
Chair of the Stewards



Linda MEDNE
(LAT)
FIA Steward



Péter FALUVEGI
(HUN)
ASN Steward



OFFICIALS



Slaven DEDIĆ
(CRO)

Race Director
Track Inspector



Iiro PALMI
(FIN)

Technical Delegate



Matteo ROMANO
(ITA)

Technical Delegate
Assistant



OFFICIALS



David RYAN
(GBR)
e-Safety Delegate



Gergely Marton
(HUN)
Driver adviser to the
Stewards



Anna CARRERAS
(ESP)
Medical Delegate



OFFICIALS



Tom WOOD
(GBR)
Media Delegate



Jeremy GUITARD
(FRA)
Electronic Scrutineer



James NIXON
(GBR)
Sporting Delegate




OFFICIALS



Janina GONZÁLEZ
(ESP)
Championship coordinator



Attila BOROS
(HUN)
Chief timekeeping



Gergely ÉRI
(HUN)
Clerk of the Course




OFFICIALS




Ivette BOZSÓ
(HUN)

**Competitors' Liaison
Officer**



Katalin TÓTH
(HUN)

**Competitors' Liaison
Officer**



Zsuzsanna MÉSZÁROS
(HUN)

**Competitors' Liaison
Officer**



Dávid MAJOR
(HUN)

**Competitors' Liaison
Officer**





01. NYIRÁD SPECIFICS



NYIRÁD SPECIFICS

Refuelling times:

Friday 18th July 2025 from 09:00 to 18:00

Saturday 19th July 2025 from 08:30 to 18:00

Sunday 20th July 2025 from 08:00 to 18:00

NYIRÁD SPECIFICS

Free practice

- Allow to use unregistered tyres.
- A Driver who has failed to complete at least one lap in (free) practice may be allowed to take part in the Competition at the discretion of the Stewards.

Warm-up

- Need to use registered tyres.

Start area






- You can bring water bottles with you in the car and leave them right before the start to the marshals who will take them

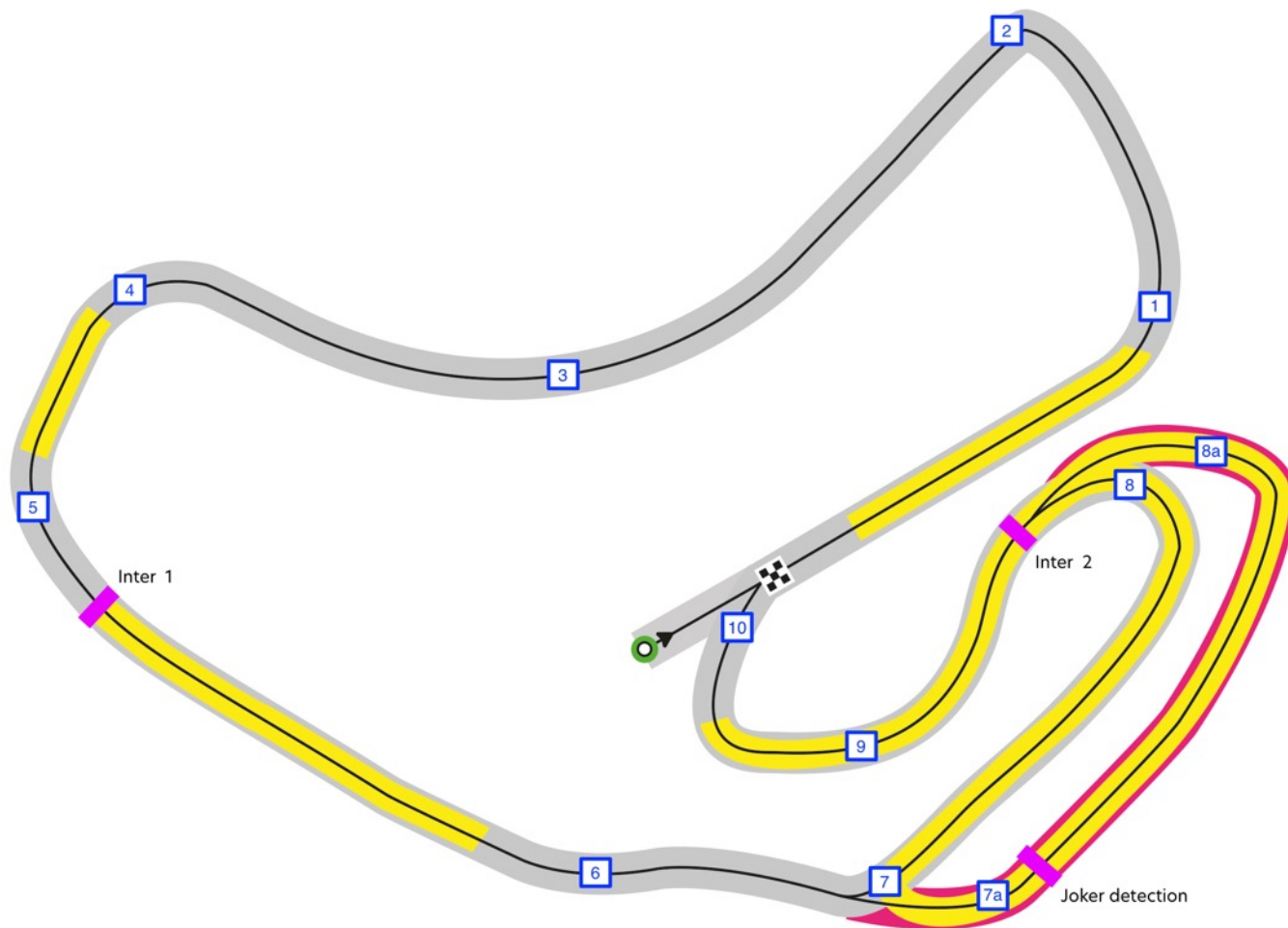
NYIRÁD – PRE-GRID CLOSING

For the Semi-Finals and the Final, Drivers and their cars must be present in the pre-grid area at **least 6 min** before the scheduled start of the first race unless specified otherwise in the official timetable or on the official messaging system of race control.

14:08	14:13	Euro RX3	Semi Final
14:15	14:20	Euro RX3	Semi Final
14:22	14:27	Track Prep	
14:27	14:32	Euro RX1	Semi Final
14:34	14:39	Euro RX1	Semi Final
14:41	14:46	Track Prep	
14:46	14:51	World RX	Semi Final
14:53	14:58	World RX	Semi Final
15:00	15:05	Track Prep	
15:05	15:11	Support Class 1	Final
15:13	15:19	Euro RX3	Final
15:21	15:25	Break	
15:25	15:31	Euro RX1	Final

NYIRÁD - TRACK MAP

-  Start
-  Finish
-  Sealed
-  Unsealed
-  Joker Lap



NYIRÁD – TRACK MAP



LEGEND

- Cross Track Point
- Press Center
- Press Areas
- Prohibited areas

50 meters

NYIRÁD – TYRE CLEANING

Pursuant to an FIA waiver amending Article 15.7 of the World RX Sporting Regulations, for safety reasons tyre cleaning before the start of a race is permitted only within the designated zone before the start grid.

Only once within the designated area.



NYIRÁD – SPOTTERS' TOWER

All Competitors must have a spotter in the spotters' tower with radio contact with the Driver any time the Competitor has a car on the track. A maximum of two people per Driver are allowed in the tower.



NYIRÁD – LIGHTS PANELS – T7/7A

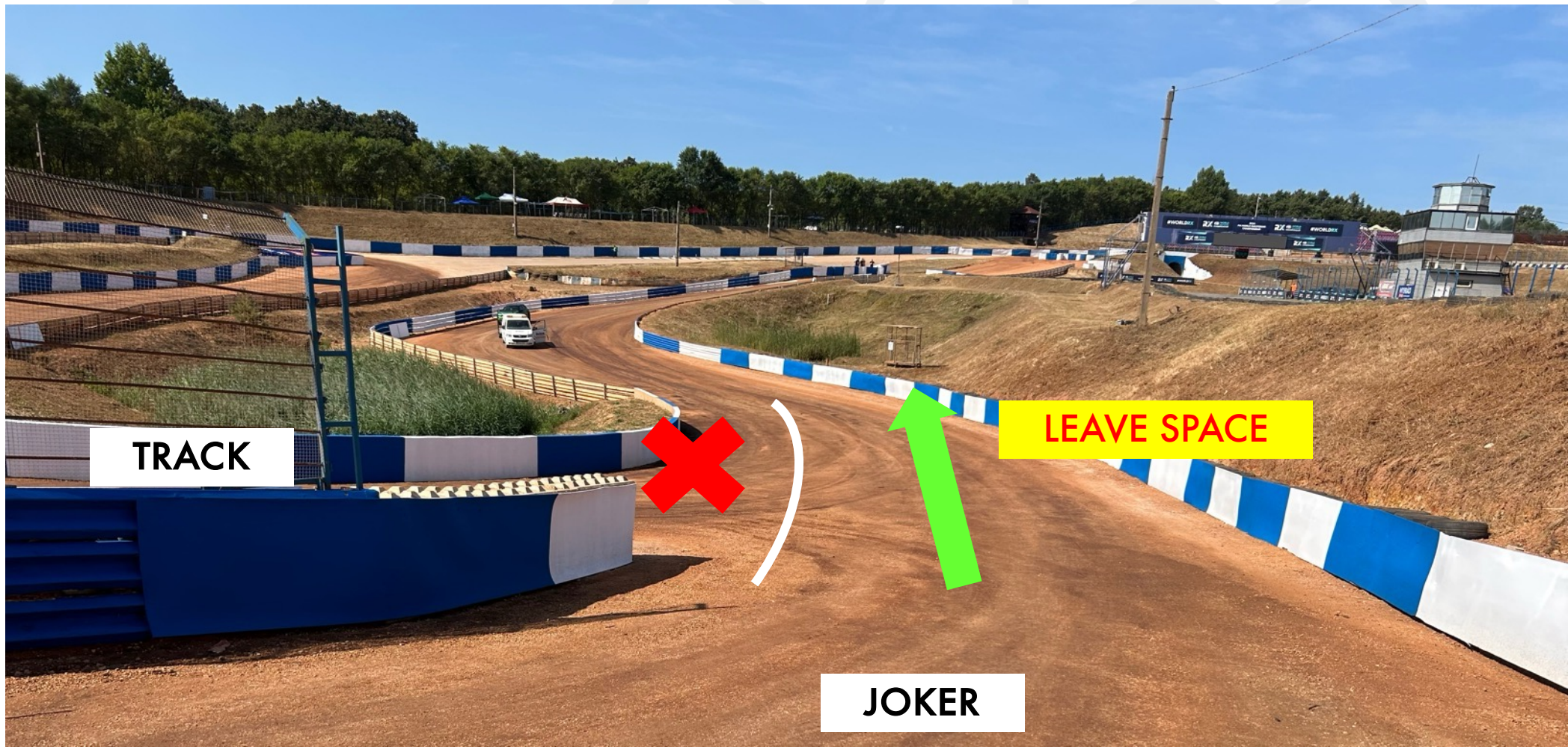


TRACK



JOKER

NYIRÁD – JOKER MERGE



TRACK



LEAVE SPACE

JOKER



END OF PART 1

THANK YOU!

Have a great event!



FIRST TIME DRIVERS

Please stay!

RX1 – 9, 18, 50, 51, 73, 88

RX3 – 2



02. SPORTING REGULATIONS CHANGES

2025 season

WET RACE

- The Race Director will be able to declare the track "wet" on the official screens **in case of significant rain.**
- The number of wet-weather tyres presented to the scrutineers for registration is limited per Driver and per Competition **and can only be used when the Race Director has declared a "wet race"**
- In case of significant rain RD will declare WET RACE via Official notice board
- When rain stops RD will declare DRY RACE via Official notice board

Semi-Finals and Final

- If a Driver is unable to take his place in a Semi-Final/Final that driver will be classed as a “DNS” if multiple drivers are classed as a DNS points will be awarded based on their intermediate ranking.

Black flag & Black and white flag

- The reason for the decision to use the black and white and/or the black flag must be confirmed to the Competitor in writing.
- The Official issuing the black and white and/or black flag must confirm the reason for its use in writing to the Driver and the Competitor
- The decision to show the black or black and white flag may also be communicated to the Driver only in writing.
- Drivers who receive a black flag during or after a Qualifying race will be awarded points equal to the number of championship points given to the slowest classified driver in that Qualifying Heat, minus ten points.
- Drivers who receive a black flag during or after a Semi-Final race or the Final will be classified last among the drivers who started that session, but ahead of any drivers who did not start the session



03. SAFETY

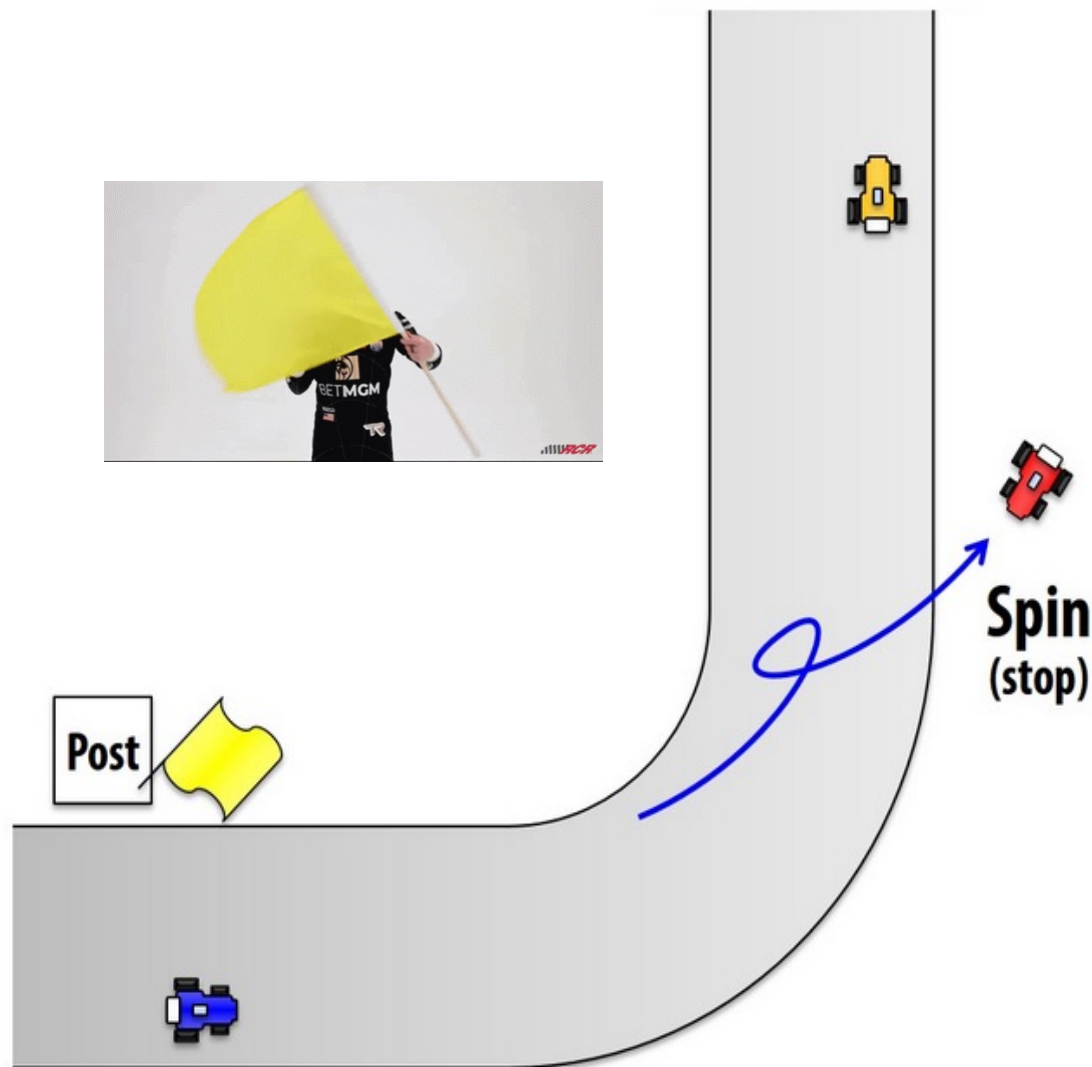


YELLOW FLAG - SINGLE WAVED

Reduce your speed, do not overtake,
and be prepared to change direction.

There is a hazard beside or partly on the
track.

Overtaking is not permitted between the
yellow flag and the incident.

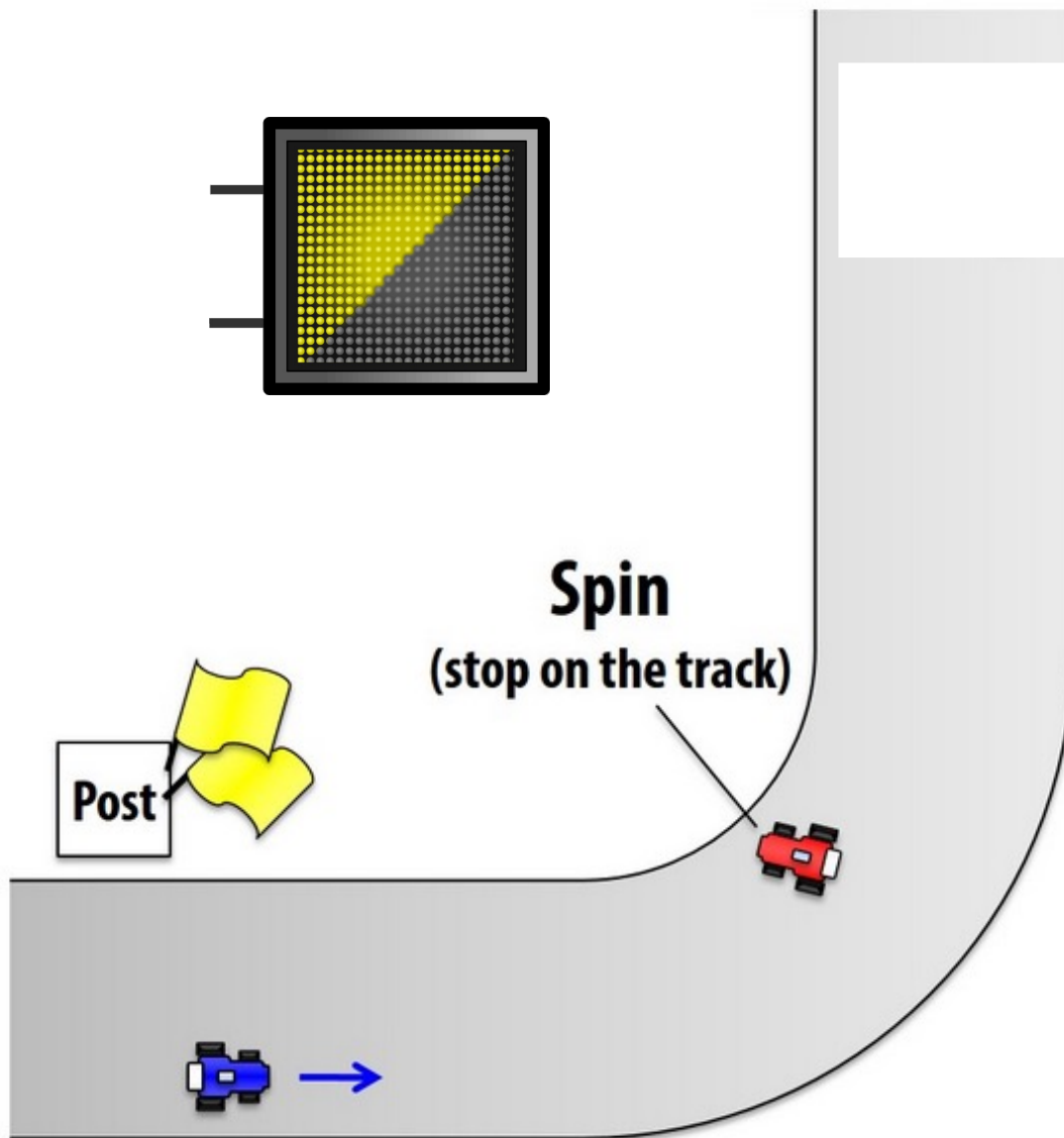
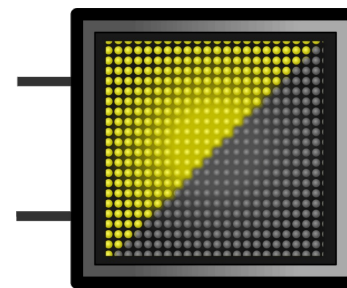


YELLOW FLAG - DOUBLE WAVED

Reduce your speed significantly, do not overtake, and be prepared to change direction or stop.

There is a hazard wholly or partly blocking the track and/or "racing line".

Overtaking is not permitted between the first yellow flag and the incident.



RED FLAG

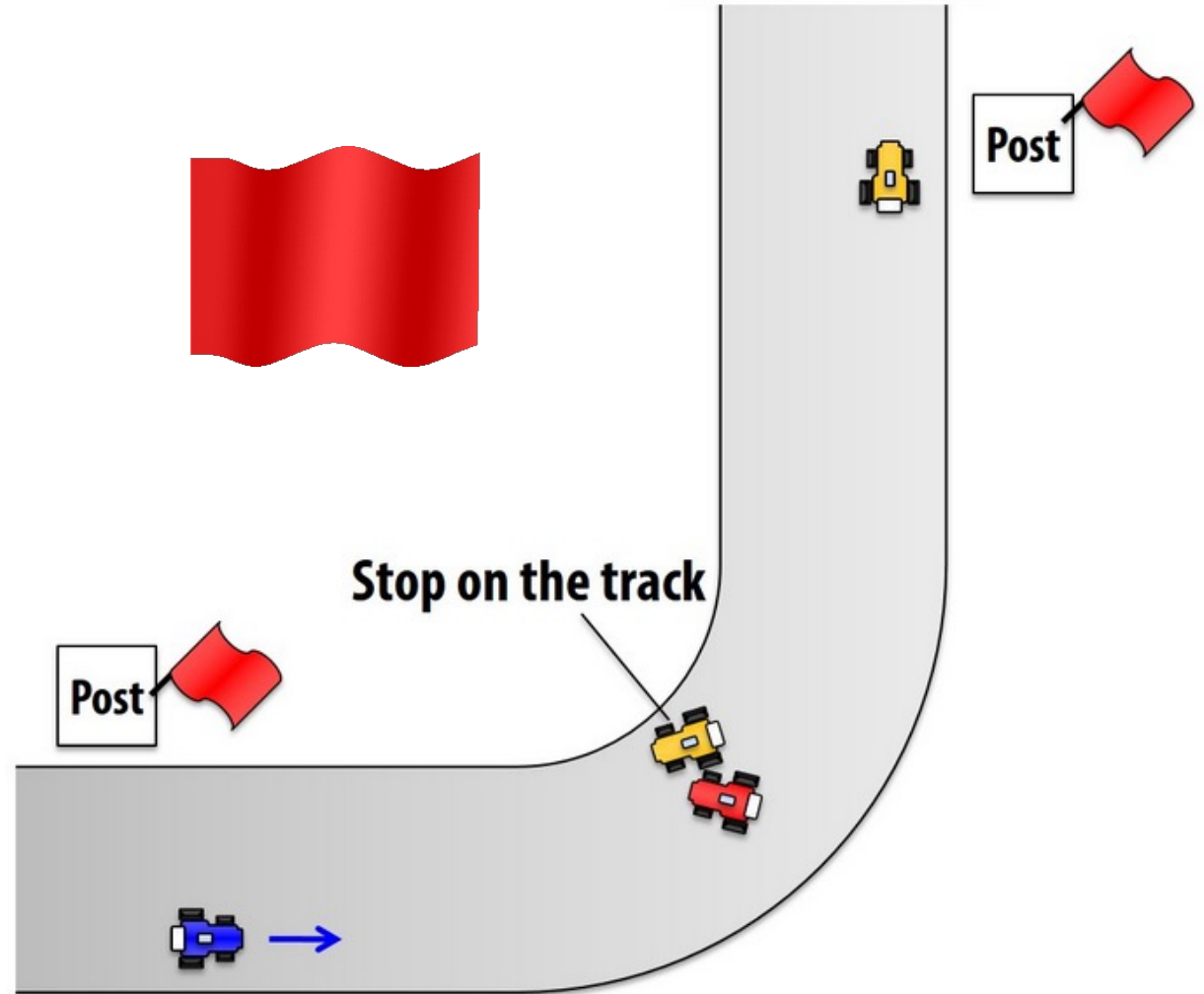
Practice and Warm up

All cars shall immediately reduce speed and proceed slowly back to their padock.

Session will not be re-started.

Qualifying and Semi Finals or Finals

All cars shall immediately STOP and follow marshals signals, be prepared to proceed slowly back to start grid.



IN CASE OF RED FLAG - RESTART

- Follow the directions of the marshals.
- Proceed DIRECTLY to Pre-Grid under Parc Fermé Conditions
- **NO WORK UNTIL PERMISSION IS GIVEN!!**
- Instructions will include whether we are proceeding directly to Grid OR if work is permitted and how long we will permit it. We will also note whether re-fueling is permitted.
- In this case, any retirements, possible warnings or penalties will, however, apply for the re-run.

GENERAL NOTES

If you are stopping, make every effort to get off line, continue to a safe location

Get out of the car

Let your Spotter know you are physically okay

Stay with cars after a crash or breakdown

CLO - It is necessary to acknowledge receipt of the decision



During practice, we will turn green light on the light's panels on the first lap so that you can see the position of the lights panels

GENERAL NOTES

Note Tech Control zones – Pre-Grid Area & Scrutineering Area Pay attention to the signs

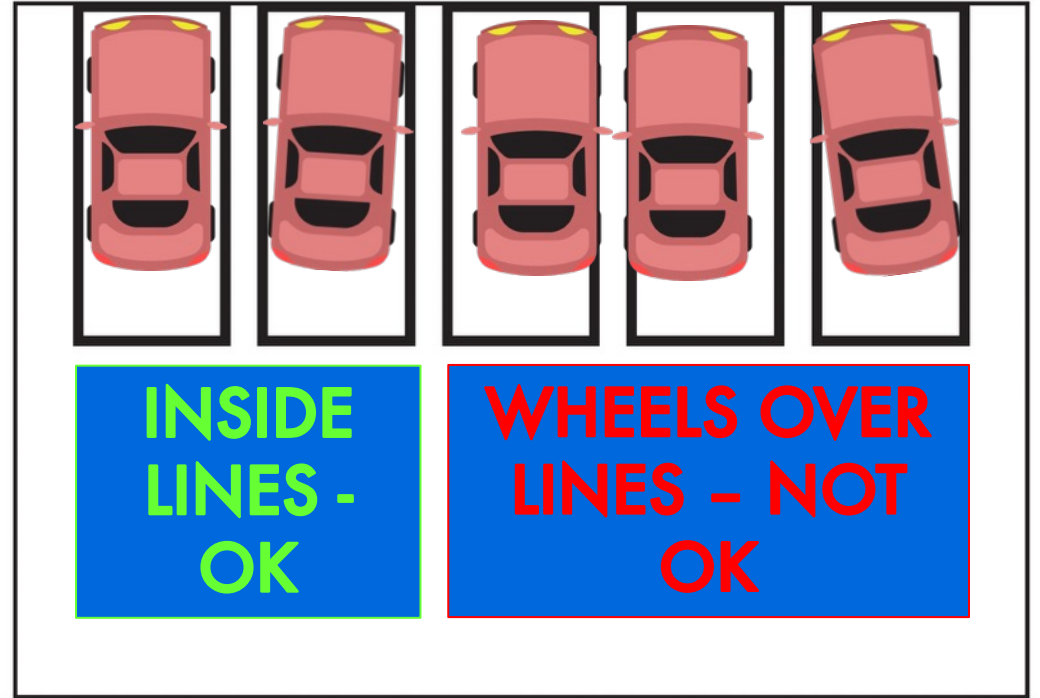


Reminder – Except when directed by scrutineers, Entire area from finish to Scrutineering Scales is under Parc Fermé conditions

START POSITION

All wheels must be inside start box.

No wheels must be over the line(s).





04. DRIVING STANDARDS



DRIVING “RULES” – NOT ALLOWED

Pushing another car with front of your car

Gaining a place by pushing or cutting

Side by side hard pushing

Exceeding Track limits, or driving over the “Penalty” Markers

(Track limits may be defined by the Lines, per the Code, or Track Markers)

RESPECT OTHER DRIVERS ON THE TRACK AND OFF THE TRACK

PENALTY MARKERS – TRACK LIMITS

First report: black/white flag as a minimum.

Next report: 5-second time penalty as a minimum.

Next report: black flag

This does not prevent the race director imposing a different penalty if any advantage is gained, or a report to the stewards who may impose a different penalty.

Penalties are reset before Semi Finals

PENALTY MARKERS

Little touch or move – no penalty



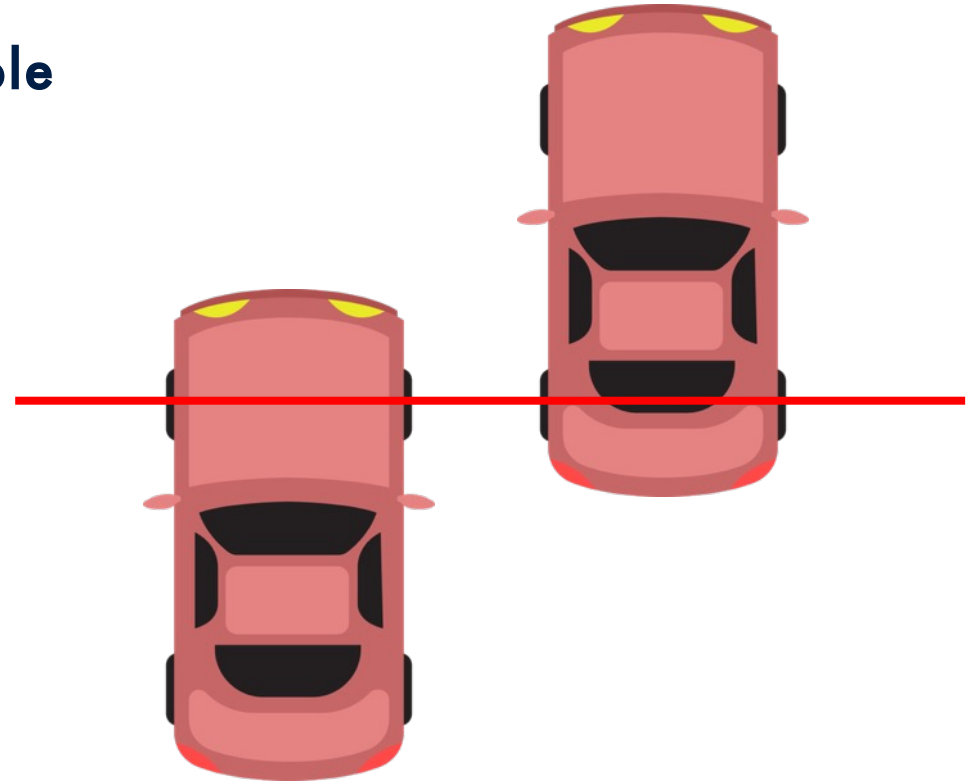
PENALTY MARKERS

Move to the ground – penalty



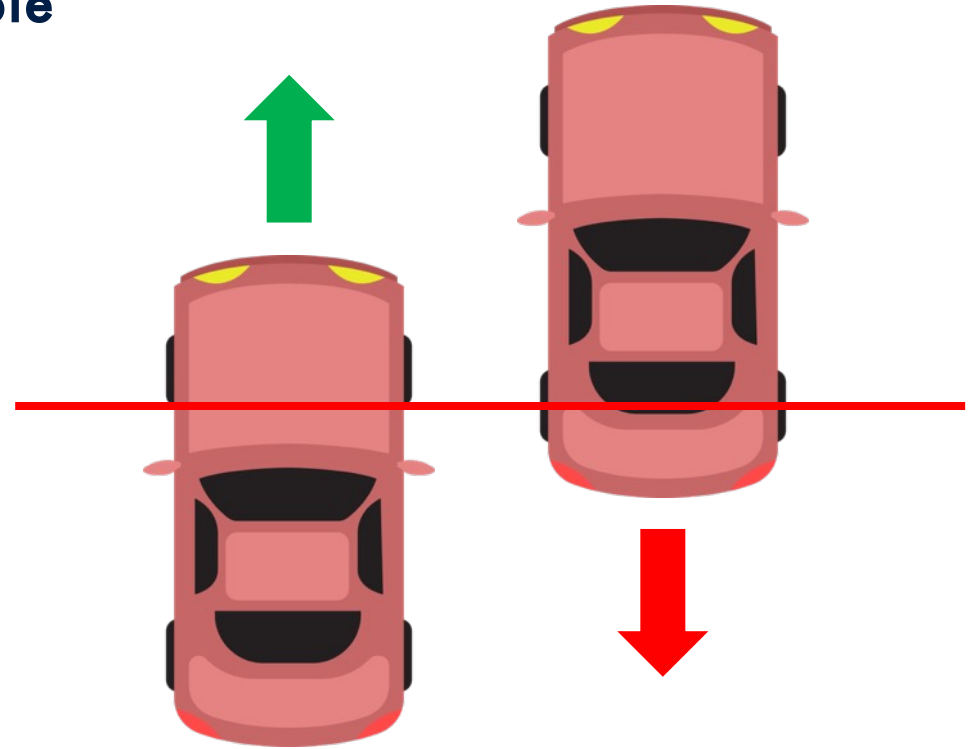
SIDE BY SIDE DRIVING – Left corner example

Reference point



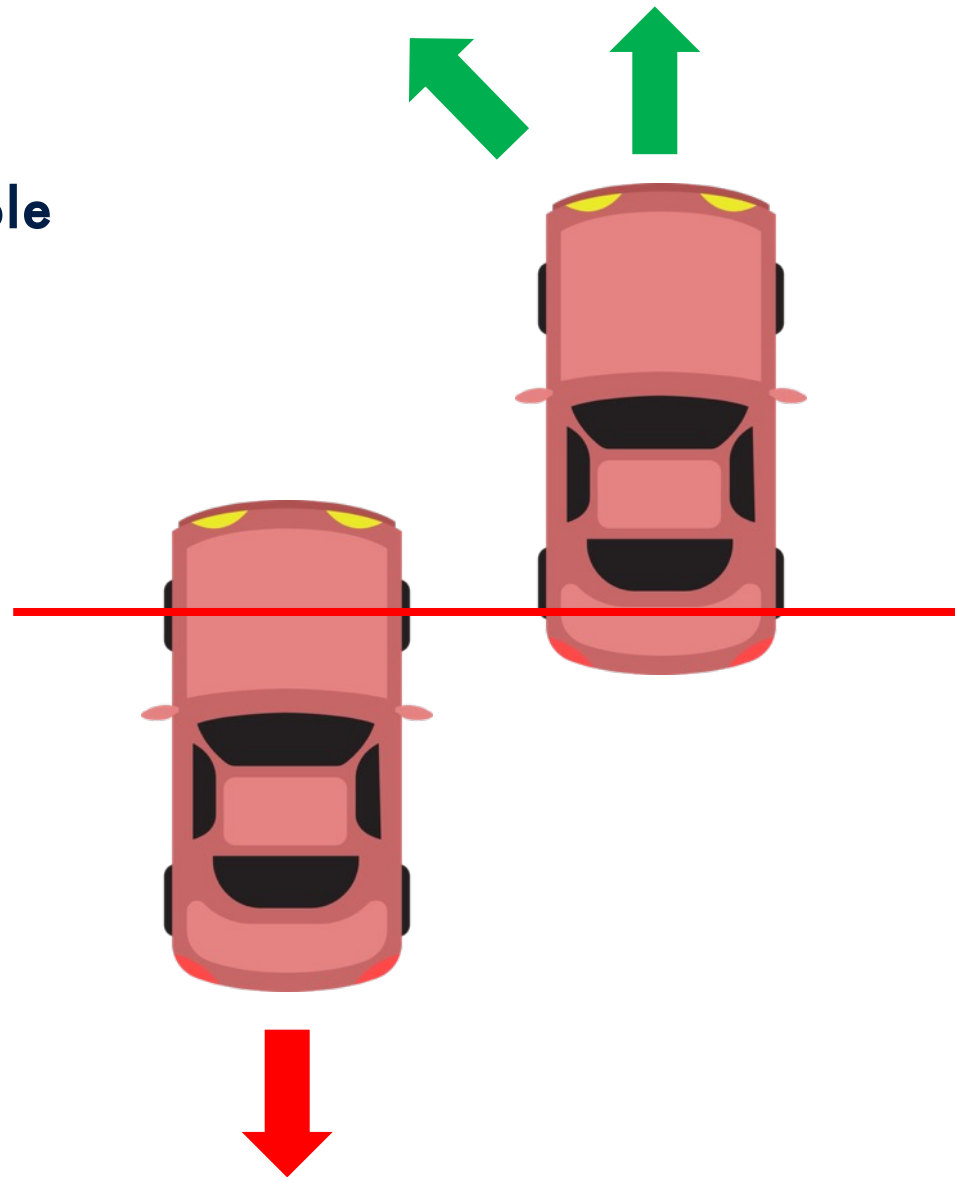
SIDE BY SIDE DRIVING – Left corner example

Car outside must leave space for inside car



SIDE BY SIDE DRIVING – Left corner example

Car inside must let outside car pass him





THANK YOU!

Have a great event!

